



BASW
England

The professional association for
social work and social workers

Launch of Mapping Professional Capabilities Statements

Thursday, 28th January 2021
14:00 – 15.00

Welcome

We will start soon

Please be aware that this event is being recorded

You will be muted throughout the event

Questions and comments can be shared via the chat

Our hashtags are #EnglandSWStandards and
#PCFsocialwork

Rebekah Pierre

Professional Officer, BASW England

Rebekah.pierre@basw.co.uk

“The Chief Social Workers for children and adults welcome the launch of the mapping of the PCF, KSS and professional regulatory standards. We know that social workers need to understand how each area compliments their learning, development and understanding of all the standards, and the mapping document makes this much clearer for both practitioners and their supervisors.

It is really important to our profession that we have the building blocks to develop our skills, our learning and our practice while working in many varied and complex areas of social work. This document simplifies the pathways to achieving this and we would strongly advocate its wide use both in statutory and independent social work settings, and encourage teams and individuals to draw on it to complement their current work, but also help them plan their continuing professional development for the future.”

**Chief Social Workers for Children and Adults
Isabelle Trowler, Fran Leddra and Mark Harvey**

Dr Ruth Allen

CEO, British Association of Social Workers

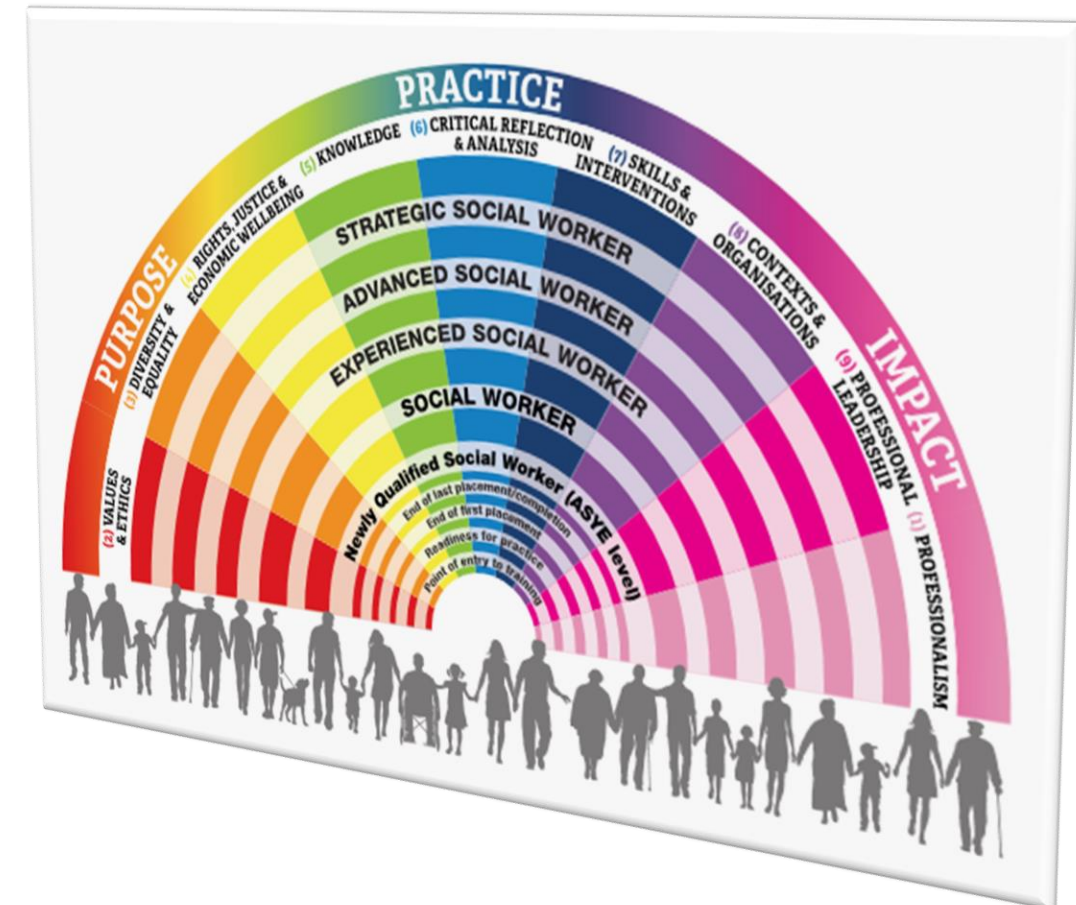
BASW Professional Capabilities Framework (PCF)

BASW
England

The professional association for
social work and social workers

The PCF is the overarching framework for social work in England, from pre-qualifying to strategic levels, across all practice areas.

It is a generic, profession-owned framework for all of social work that provides guidance and a common understanding of what it means to be a social worker at all stages of a career – from starting a qualifying course through to senior, advanced and strategic roles.



#EnglandSWStandards
#PCFSocialWork

Knowledge and Skills Statements (KSS)



The KSS are statements from the Chief Social Workers for Adults and Children and Families respectively that describe what a social worker should know, and be able to do, in specific practice settings, in specific roles and at different levels of seniority.



Social Work England Professional Regulatory Standards

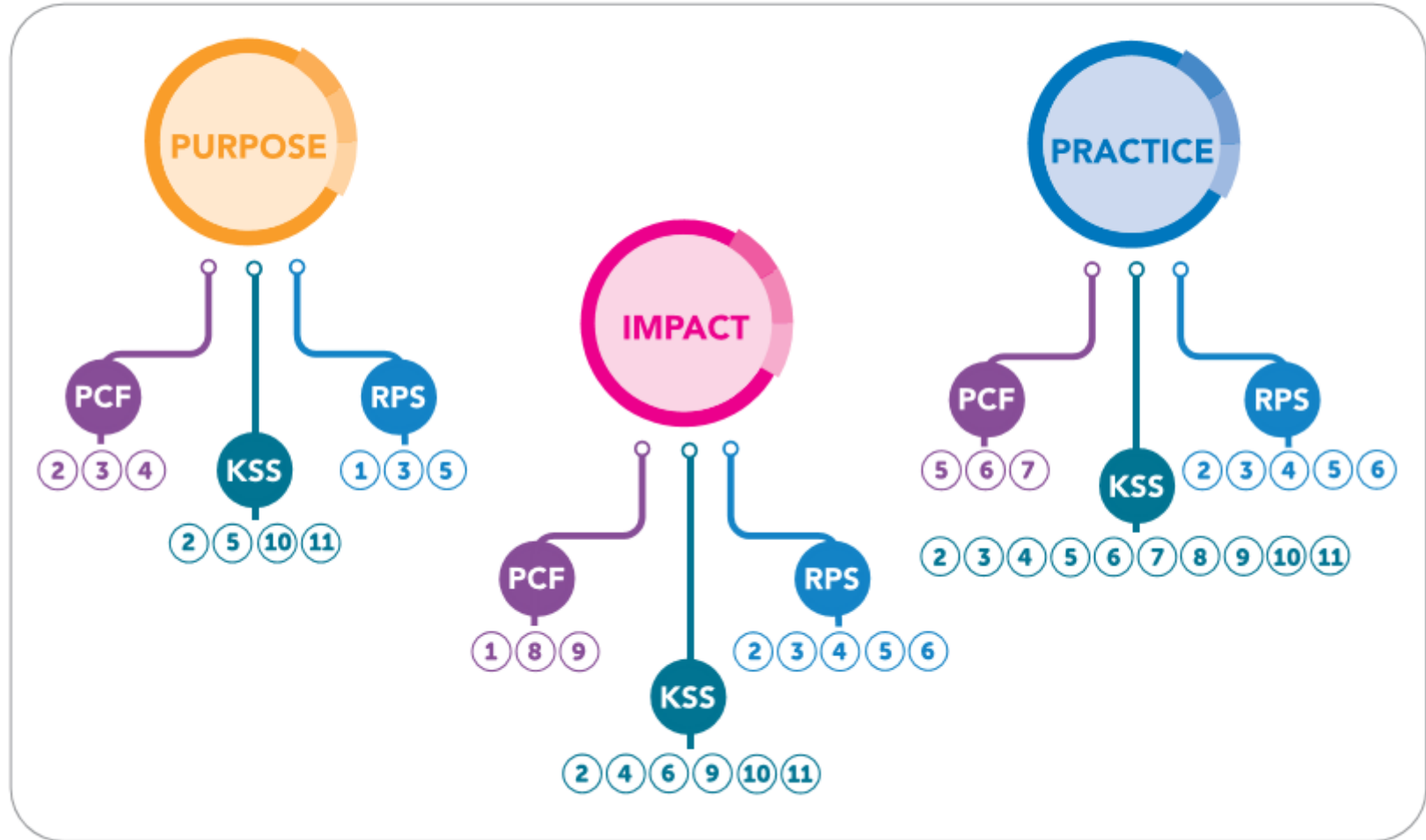


The regulatory standards of Social Work England are the threshold (minimum) standards considered necessary for safe and effective practice.

These professional standards set out what a social worker in England must know, understand and be able to do after completing their social work education or training.

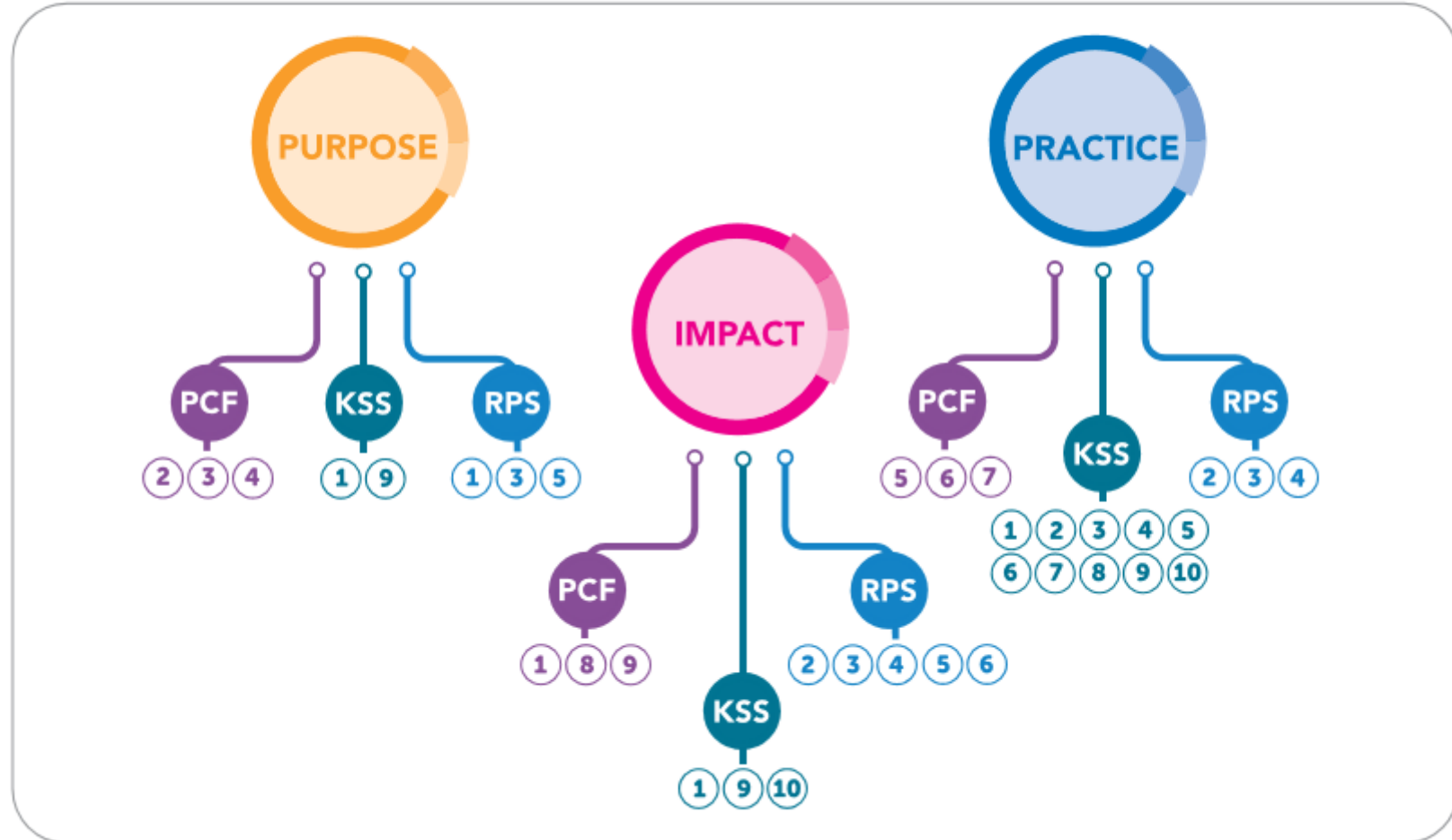


PCF, KSS and Regulatory Professional Standards in England – Mapping diagram (Adults)



PCF = Professional Capability Framework • KSS = Key Skills Statement • RPS = Regulatory Professional Standards

PCF, KSS and Regulatory Professional Standards in England – Mapping diagram (Children and Families)



PCF = Professional Capability Framework • KSS = Key Skills Statement • RPS = Regulatory Professional Standards

Example from the document

PCF Domain 3. Diversity and Equality

- Domain descriptor: Recognise diversity and apply anti-discriminatory and anti-oppressive principles in practice.
- Social workers understand that diversity characterises and shapes human experience and is critical to the formation of identity. Diversity is multi-dimensional and includes race, disability, class, economic status, age, sexuality, gender (including transgender), faith and belief, and the intersection of these and other characteristics. We understand that because of difference, and

perception of difference, a person's life experience may include oppression, marginalisation and alienation as well as privilege, power and acclaim. We identify this and promote equality

- Within the PCF there are then specific capabilities for these domains at each level of experience/development

KSS – adults para 11

-They must understand the impact of poverty, inequality and diversity on social and economic opportunities and how these relate to people's

health and wellbeing

Regulatory standards

- 1.5 Recognise differences across diverse communities and challenge the impact of disadvantage and discrimination on people and their families and communities. 1.6 Promote social justice, helping to confront and resolve issues of inequality and inclusion

Nimal Jude

Policy Advisor, Office of Chief Social Workers - Adults



Department
of Health &
Social Care

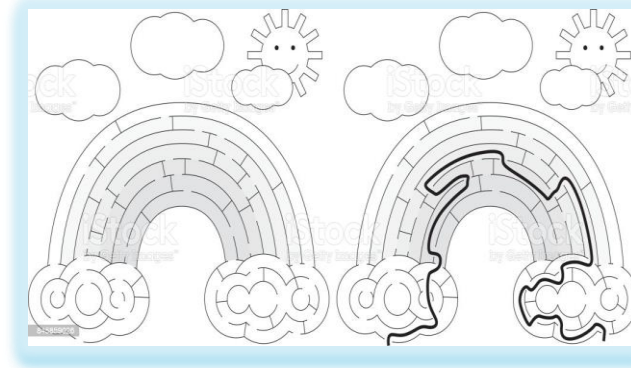
BASW Standards Mapping Launch

Nimal Jude

**Policy Advisor
Office of Chief Social Workers –Adults**

28 Jan 2020

Mapping of Standards



- **A welcomed tool**
- **Beneficial for students and practitioners**
- **Supporting CPD**

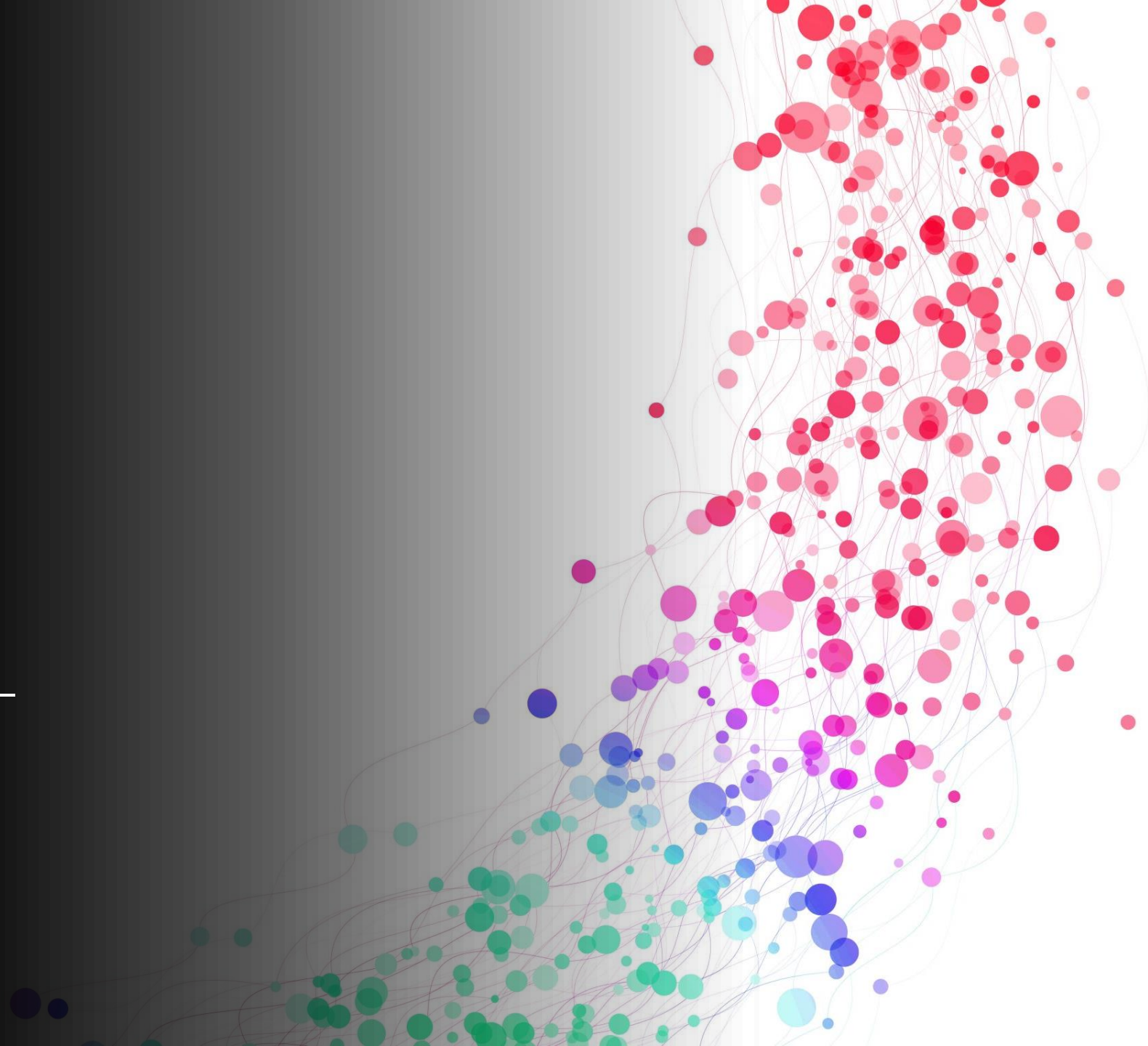


Jenni Burton

Member of BASW Professional Capabilities and Development Group



The Value of the BASW Mapping Tool from a Practitioner's Perspective.



The Benefits of the BASW Mapping Tool from a Practice Educator's Perspective:

- Supporting Students on Placements
- Assessing Students as Ready to Qualify
- Student's Progression to Experienced Social Worker
- Positive Promotion of the Social Work Profession
- Purpose, Practice and Impact

Pam Shodeinde

Member of BASW Student and NQSW Group

Q&A

BASW
England

The professional association for
social work and social workers

Thank you

#EnglandSWStandards
#PCFSocialWork