

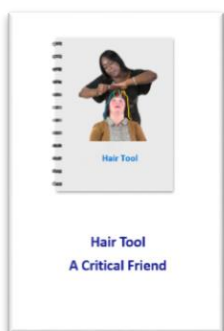
Hair Tool

A Critical Friend

Introduction



We have developed a set of questions for people with learning disabilities, their families and their social workers to answer.



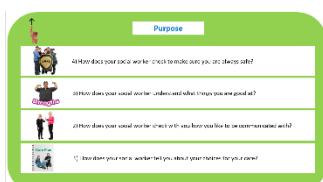
These questions are called *The Hair Tool – A Critical Friend Resource*.



It has been designed by experts by experience and is designed as a colourful hair-do.



The *Hair Tool* helps to check social workers have the right knowledge and skills when working with adults with a learning disability.



Social workers have to answer the questions at the bottom before moving up to the top of the hair.



There are questions for experts by experience and social workers to answer.



It helps experts by experience to act as a critical friend.



A critical friend is someone who is supportive to others but is honest and will give feedback even if it is not nice to hear.



The *Hair Tool* helps to challenge the social worker in a supportive way to learn and develop.



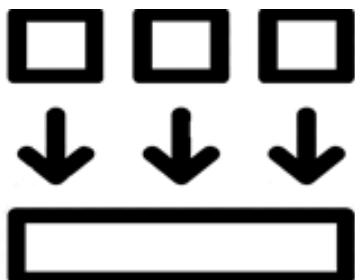
You can find out more by watching this video:
<https://www.youtube.com/watch?v=czKbmLXiDrw&feature=youtu.be>




The Hair Tool




Here are 13 questions for people with learning disabilities.



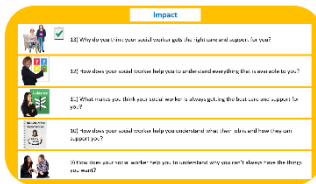
They are broken up into three different sections in line with the *Capabilities Statement*.



The green questions look at the 'Purpose' of the social worker.



The purple questions look at the 'Practice' of the social worker



The orange questions look at the 'Impact' of the social worker.



You must start with the green questions and work up to the orange questions.

Impact



13) What does your social worker do to get the right care and support for you?



12) How does your social worker help you to understand everything that is available to you?



11) What makes you think your social worker is doing a good job?



10) How does your social worker help you understand what their job is and how they can support you?



9) How does your social worker help you to understand why you can't always have the things you want?



Practice



8) How well do you think you and your social worker get along?



7) How does your social worker help you to understand everything about the care and support you will get?



6) What does your social worker do to really understand how difficult things can be for you as a person with a learning disability?



5) Do you think your social worker sees you as a real person?



Purpose



4) How does your social worker check to make sure you are always safe?



3) How does your social worker understand what things you are good at?



2) How does your social worker check with you how you like to be communicated with?



1) How does your social worker tell you about your choices for your care?